



tourism

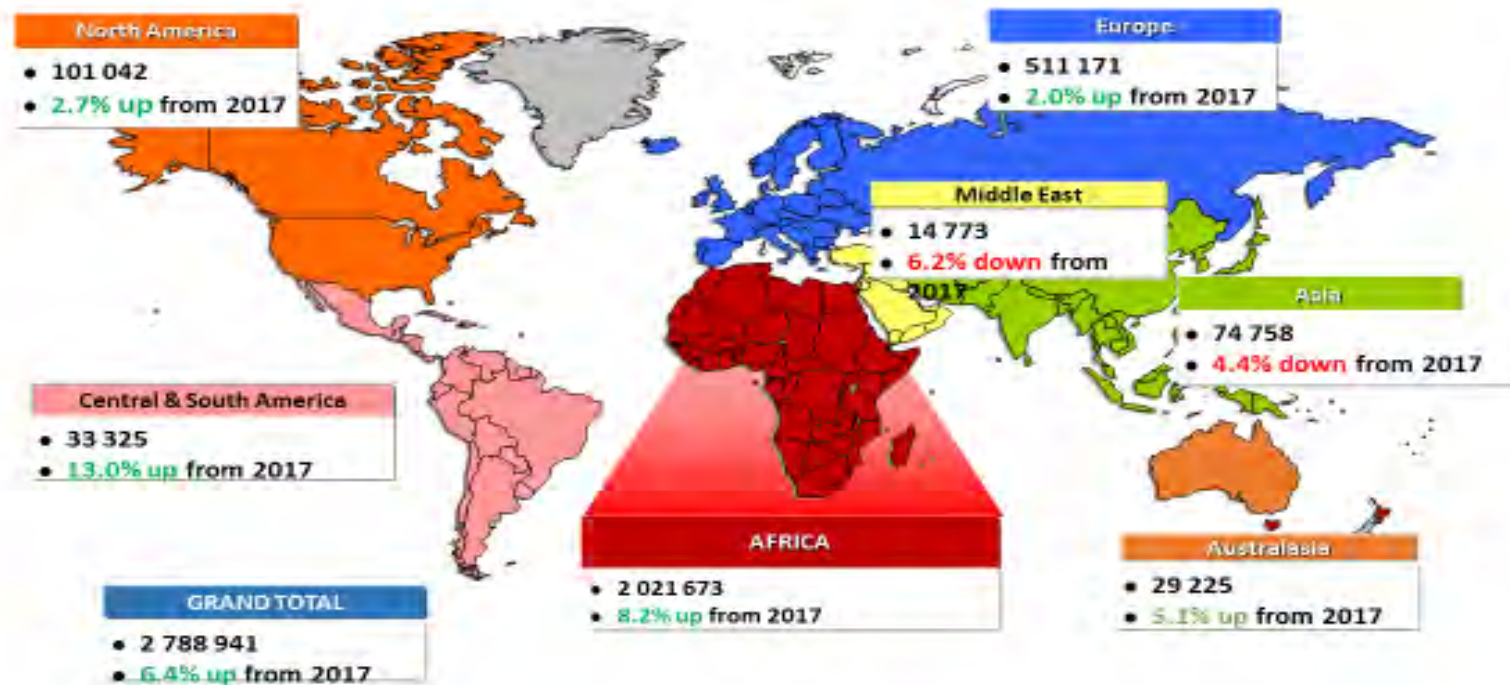
Department:
Tourism
REPUBLIC OF SOUTH AFRICA

TOURISM QUARTERLY FACTSHEET

2018/19 Volume 1: June 2018

SOUTH AFRICA TOURIST ARRIVALS PERFORMANCE (JAN-MAR 2018)

South African tourist arrivals increased by 6.4% for the period Jan-Mar 2018 compared to Jan-Mar 2017.



Source: Stats SA: Tourism and Migration report: March 2018

N.B QUARTERLY DATA FOR OTHER INBOUND AND DOMESTIC TOURISM INDICATORS FOR THE PERIOD JAN-MARCH 2018 HAVE NOT BEEN RELEASED BY SA TOURISM THEREFORE THIS FACTSHEET WILL PROVIDE INDICATORS FOR 2017 AS SOME WERE NOT REPORTED IN THE PREVIOUS VOLUME PUBLISHED.

TOURISM QUARTERLY FACTSHEET
2018/19 Volume 1: June 2018

OTHER SOUTH AFRICAN ECONOMIC TOURISM INDICATORS

Tourism Employment (Jan-Mar 2018)

For the first quarter (Jan-Mar 2018), it is estimated that the tourism sector contributed about 740 583 jobs, which was about 4.5% of total employment in South Africa. This was an estimated increase of 3.7% compared to Quarter 1 of 2017.



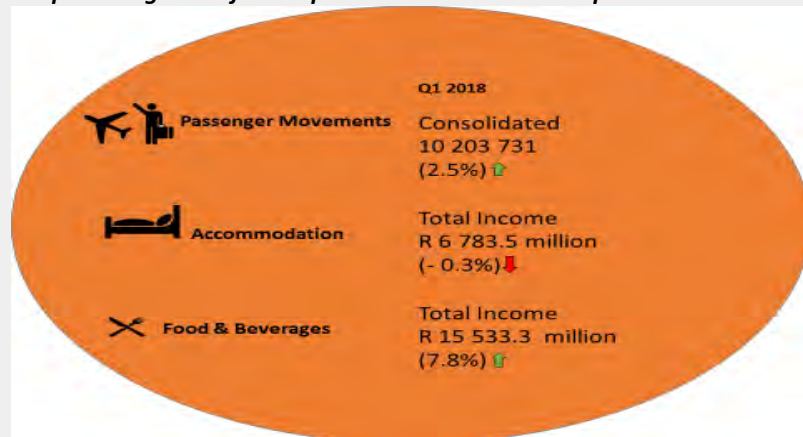
	Q1: 2017	Q1: 2018	Diff	% Growth
Total Direct Tourism Employment	734 544	761 851	27 307	3.7

Source: Stats SA: Quarterly Labour Survey Force Survey Q1 (Jan-Mar: 2018).

*The 2016 preliminary industry ratios published in the 2018 Tourism Satellite Account were used to estimate tourism employment for the quarter.

Performance of the air passenger travel, accommodation and the food and beverages industries in South Africa (Jan-Mar 2018)

Passenger movements and the food and beverages industry experienced a positive growth for the period Jan-Mar 2018 compared to Jan-Mar 2017.



Source: Passenger movements: Airports Company South Africa March data 2018, Accommodation and Food and Beverages data: Stats SA, data cuts, March 2018

Key South African economic indicators (Jan-Mar 2018)



Source: Stats SA: QLFS Q1:2018, Economic Report Q1, 2018 and Fuel Pricing Automobile Association, 2018.

KEY EVENTS HELD GLOBALLY AND NATIONALLY

Global events held during the period Jan-Mar 2018 and upcoming events

Events Held: Jan-June 2018	Upcoming Events: July-Dec 2018
<ul style="list-style-type: none"> Workshop on Chinese Outbound Tourism Market at FITUR, 17 January 2018, Madrid, Spain. 18th session of the UNWTO Committee on Statistics and Tourism Satellite Account, 27-28 February 2018, Spain. 10th World Congress on Snow and Mountain Tourism, 21-23 March 2018, Andorra. ITB Berlin, 7 – 11 March 2018, Berlin, Germany. We Are Africa, 14 – 17 May 2018, Cape Town, South Africa. 	<ul style="list-style-type: none"> Religious Tourism and Heritage and the 2030 Development Agenda, 23-24 October 2018, Poland. International Congress on World Civilizations and Ancient Routes, 14-16 November 2018, Bulgaria. CIBTM, 12 – 13 September 2018, Beijing, China Africa Showcase: North America, 14 – 16 September 2018 WTM London, 5 – 7 November 2018. 15th Global Forum on Tourism Statistics, 28-30 November 2018, Cusco, Peru.

Source: Event search on Google and UNWTO events Calender, 2018

National events held in South Africa during the period Jan-Mar 2018

Events Held: Jan-June 2018	Upcoming Events: July-Dec 2018
<ul style="list-style-type: none"> Tshwane Tourism Showcase, 23 January 2018, Tshwane, South Africa. Meetings Africa, 26-28 February 2018, Sandston ICC. International Tourist Guide Celebrations, 15-16 March 2018, Limpopo. Africa's Travel Indaba 8 – 10 May 2018, Durban, South Africa. 	<ul style="list-style-type: none"> Ministers Tourism Public Lecture, 26 September 2018, Eastern Cape. Tourism Month Celebration, 27 September 2018, Eastern Cape. SATSA Conference, 23 – 25 July 2018, The Boardwalk Hotel, Port Elizabeth. Holiday Expo, 25 -26 August 2018 Johannesburg, South Africa. Gauteng Getaway Show 14 – 16 September, Johannesburg, South Africa.

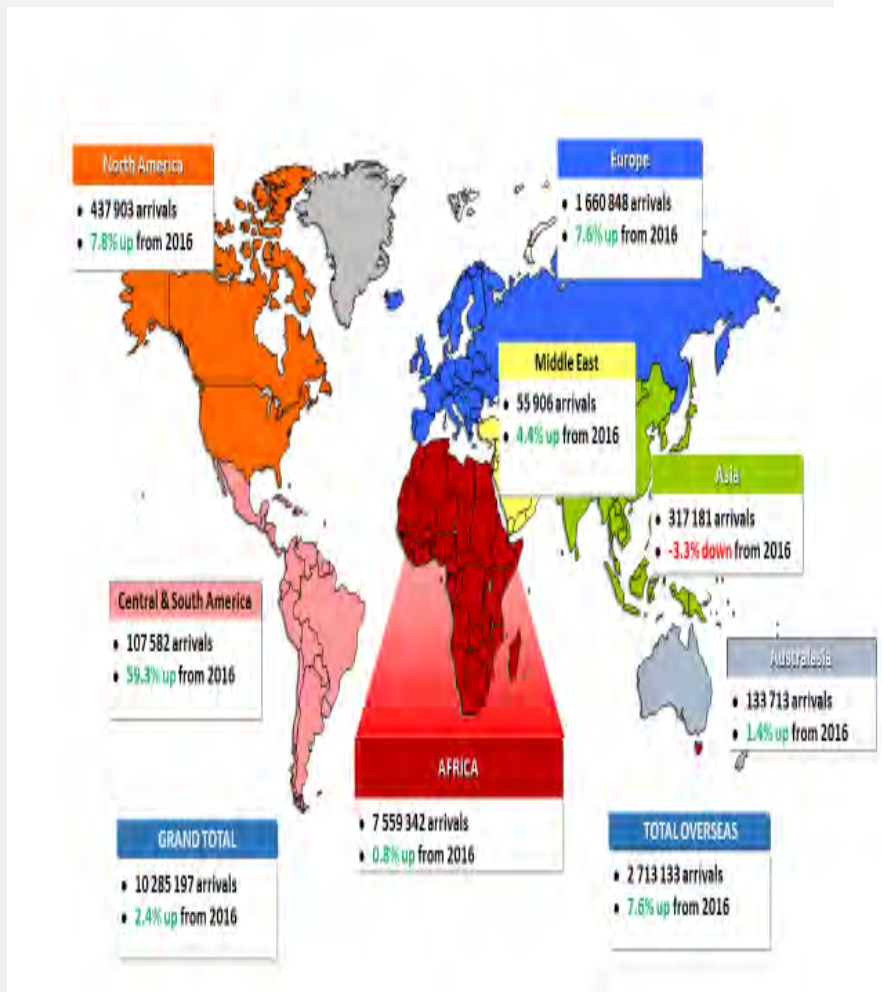
Source: Google event search and National Department of Tourism Calendar: 2018.



TOURISM QUARTERLY FACTSHEET
 2018/19 Volume 1: June 2018
TOURISM ANNUAL PERFORMANCE:2017

SOUTH AFRICA TOURIST ARRIVALS PERFORMANCE: 2017

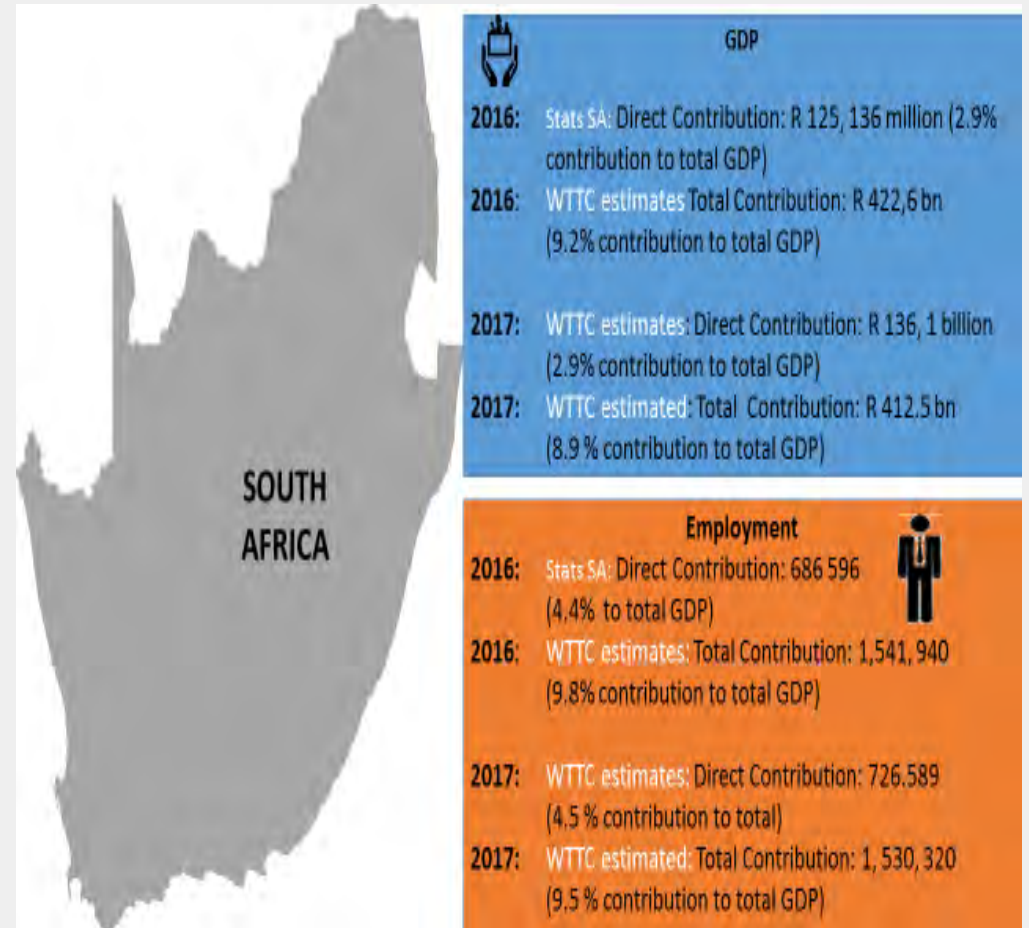
South African tourist arrivals increased by 2.4% in 2017 reaching a total of 10 285 197 million.



Source: Stats SA: Tourism and Migration Report: December 2017.

SOUTH AFRICA TOURISM GDP AND EMPLOYMENT CONTRIBUTION: 2016 (PROVISIONAL)

In 2016, it is estimated that tourism's direct contribution to GDP was R125, 136 million, which was about 2.9% of the total GDP.




Source: Tourism Satellite Account: Final 2014 and provisional 2015 and 2016
 W TTC data-cuts: 26 March 2018

TOURISM QUARTERLY FACTSHEET
 2018/19 Volume 1: June 2018

SOUTH AFRICA INBOUND TOURISM KEY INDICATORS PERFORMANCE: 2017

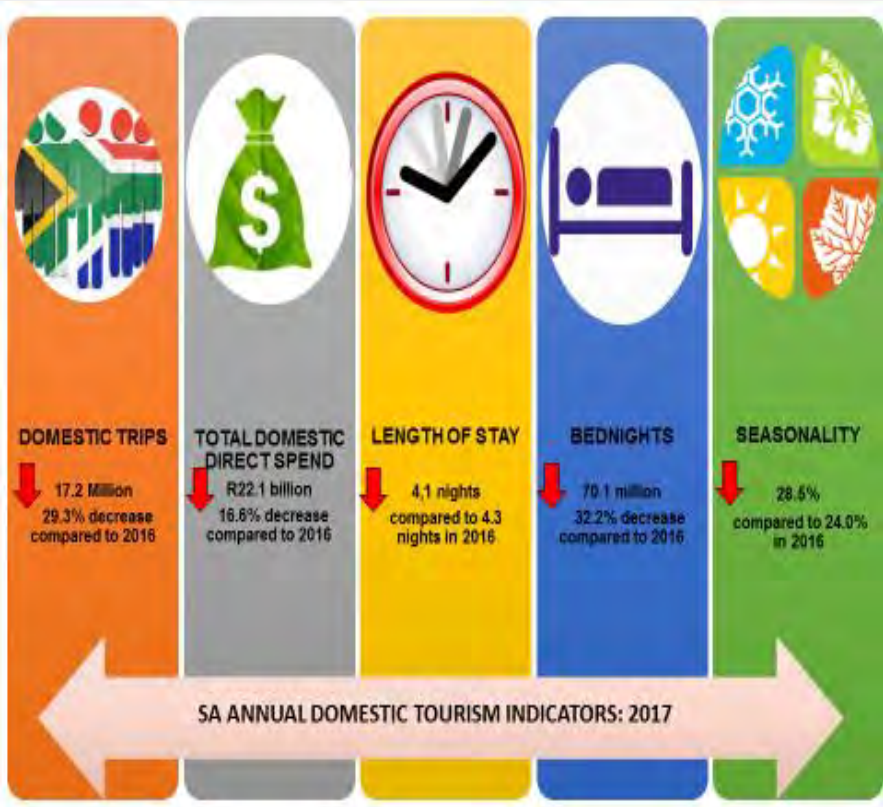
Comparing 2017 to 2016, there was an increase recorded in most of the key inbound indicators except for seasonality.



SAT: Annual Report, 2017.

SOUTH AFRICA DOMESTIC TOURISM INDICATORS: 2017

Comparing 2017 to 2016, there was a decrease recorded in all the key domestic indicators as shown below.



SAT: Annual Report, 2017.

TOURISM QUARTERLY FACTSHEET
 2018/19 Volume 1: June 2018

GLOBAL TOURIST ARRIVALS PERFORMANCE: 2017

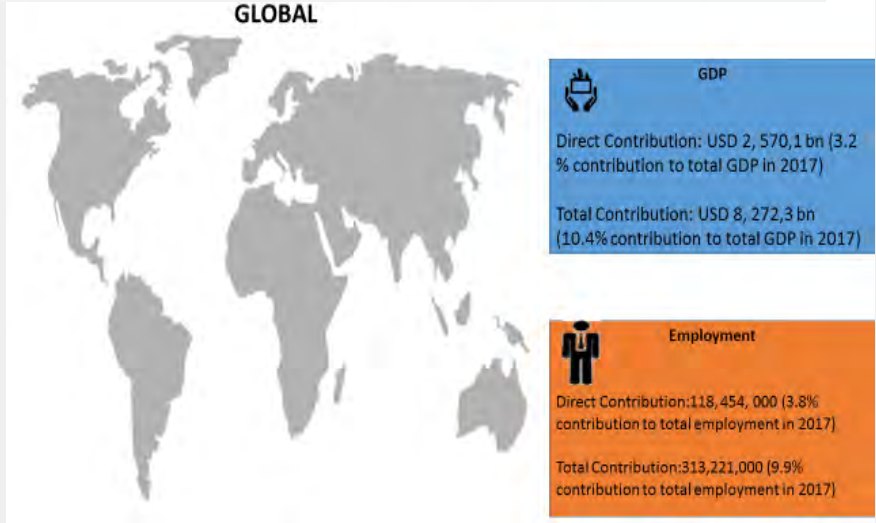
Global tourist arrivals for 2017 was 1,322 million which was a 6.7% increase compared to 2016.



Source: SAT: UNWTO Barometer: Volume 16, March/April, 2018.

GLOBAL TOURISM ECONOMIC PERFORMANCE: 2016

In 2017, tourism's direct contribution to GDP was USD 2, 570,1 billion, 3.2% contribution to the total GDP in 2017.



Source: WTTC, Travel and Tourism Economic Impact 2018 World Report

REFERENCES

- <https://www.e-unwto.org/doi/pdf/10.18111/wtobarometereng.2018.16.1.1>
- <https://live.southafrica.net/media/48836/tourists-table-b-March-2018.pdf>
- <http://www.statssa.gov.za/publications/P6410/P6410March2017.pdf>
- <http://www.statssa.gov.za/publications/P6420/P6420SMarch2017.pdf>
- http://www.southafrica.net/uploads/files/2016_Annual_Report_v5_20072017.pdf
- <http://www.statssa.gov.za/publications/P0141/P0141March2018.pdf>
- <https://www.wttc.org/-/media/files/reports/economic%20impact%20research/regions%202016/world2016.pdf>
- <http://www.statssa.gov.za/publications/Report-04-05-07/Report-04-05-072013.pdf>
- <https://www.wttc.org/datagate>
- <https://aa.ensighthq.com/on-the-road/calculator-tools/fuel-pricing/>